

Exciting Writing in Year 1!



I hope that these ideas and reminders will help to inspire you to produce some super writing!

Interactive Writing Activities and Games

The **BBC Bitesize** website has daily lessons for all different subjects. Look at their daily English lessons with helpful information, videos and activities.

<https://www.bbc.co.uk/bitesize/tags/zipqqp3/year-1-and-p2-lessons>



The **Oak National Academy** also presents daily lessons with videos in which teachers will lead you through the lessons.

<https://classroom.thenational.academy/subjects-by-year/year-1/subjects/english>

On the **Top Marks** website you can play a lot of different games to practise phonics, spelling and punctuation. Can you win them all?

<https://www.topmarks.co.uk/english-games/5-7-years/letters-and-sounds>



Check out **Fun English Games**! Enjoy a range of learning activities and practise exercises that will challenge you in a fun, interactive way.

<https://www.funenglishgames.com/games.html>

FunEnglishGames.com
Free English Resources Online!



Looking for inspiration about what to write about? On the **National Literacy Trust** website you can find a lot of activities to help you.

<https://literacytrust.org.uk/family-zone/5-8/activities-5-8/>



Writing in Year One.

Here are some top tips from Year 1 teachers to help you to remember everything that you have learnt at school.

1. Say your sentence.

Saying your sentence out loud before writing it, helps us to know that it is not too long and that it makes sense.



Year 1 teachers say: 'point to each word as you read it!'

2. Write your sentence.

Don't forget your finger spaces in-between each word!

Sound out words to help you spell them. Use a sound mat to check your sounds.

3. Check your sentence.

Does it make sense?

Have you missed any words out?

Have you remembered capital letters and full stops correctly?

Year 1 teachers say: 'read it out loud.'

Powerful punctuation. . A ? !

The punctuation in our writing is so important. Without a full stop our sentences would be too long.

At the end of a sentence remember your full stop.

Are you asking a question? Swap the full stop for a question mark.

Are you saying something surprising or forceful? Then use an exclamation mark. Use one now!

Writing Checklist

Year 1 teachers say: "Have you remembered your...?"

- Capital letters
- Finger spaces
- Correct letter formation
- Full stops (or question marks and exclamation marks)

You will always have a finger space in-between a word.

Dear Bob,



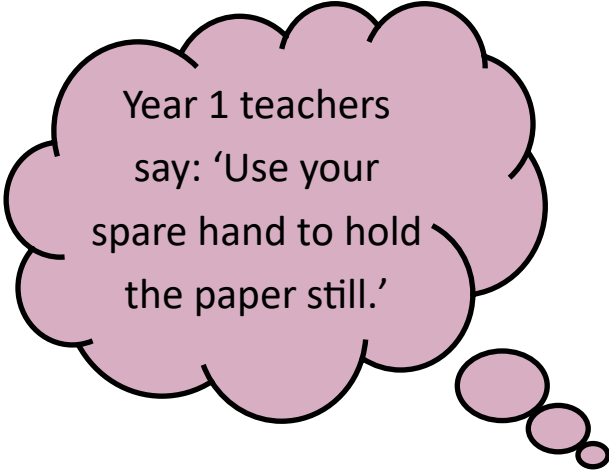
You must use a capital letter to start every sentence and for names of people, places, days of the week and months of the year.

Year 1 teachers say: 'check which way round your b's and d's are!'

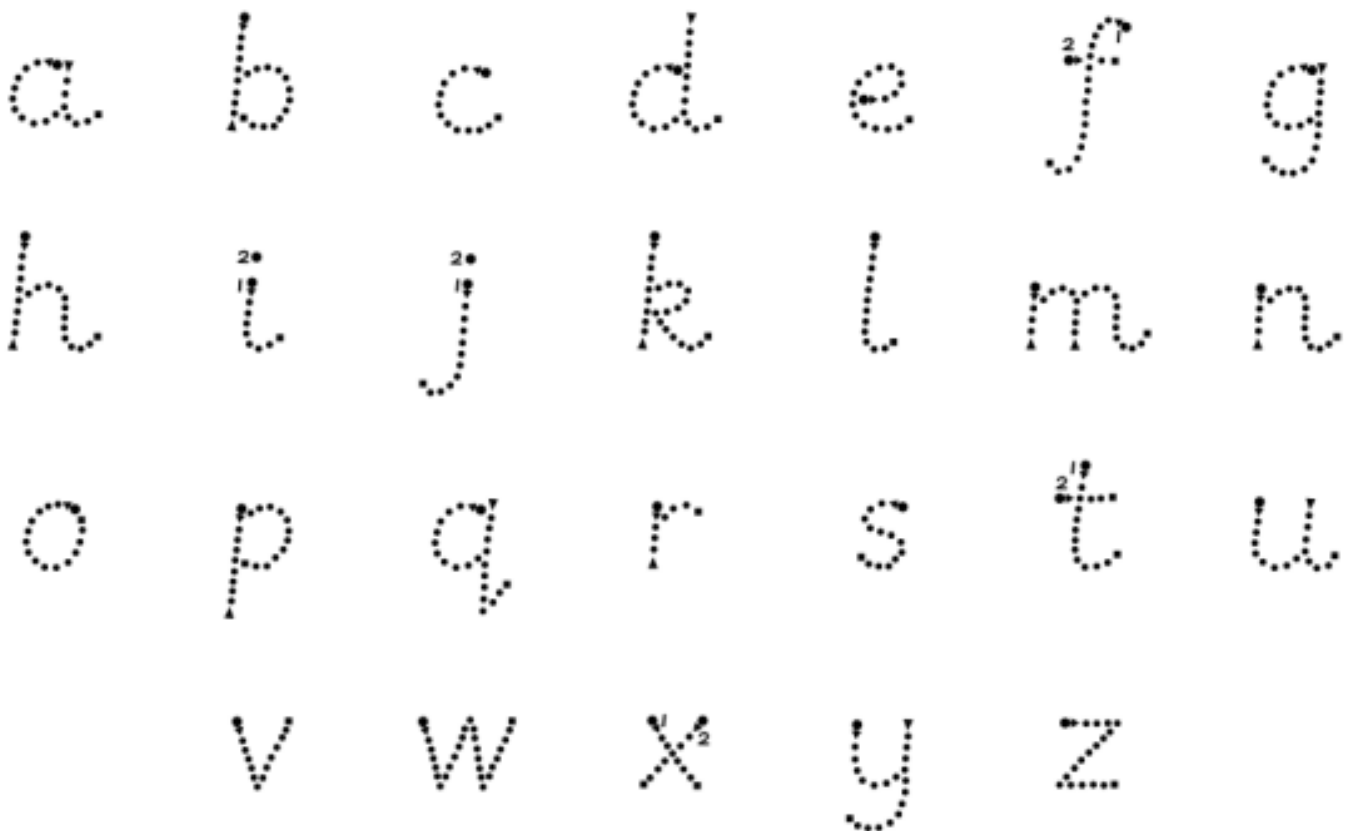


Happy Handwriting!

Ensuring that our letters are formed correctly is so important. It helps us to read back our own writing and ensures it is clear for others to read too. In Year 1 we print our letters which gets us ready to accurately join our letters in Year 2.



Year 1 teachers
say: 'Use your
spare hand to hold
the paper still.'



Wonderful Words.

Using different words in our writing helps us to keep it interesting.

Year 1 teachers say: 'say your word slowly and use your sound mat to help you find the sounds that you need'.



| Phase 2 to 5 Tricky Words | | | |
|------------------------------------|--|---|--|
| Phase 2 | Phase 3 | Phase 4 | Phase 5 |
| I no the to go into | he she we me be you are her was all they my | said have like so do some come little one were there what when out | oh Mrs people their called Mr looked asked could |

Year 1 teachers say: 'use a tricky word mat to help you spell those tricky words that we just need to learn.'

What is a noun?

A noun is a thing.

table chair leg
computer gluedog
dress runner ball

What is an adjective?


An adjective describes a noun.

blue fast jolly excited
handsome plain fierce
lively

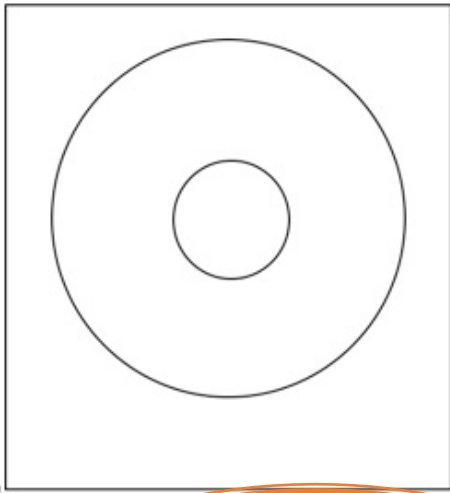
The excited dog chased the fast runner.

Planning.

I don't know what to write!



Sometimes working out what to write is the hardest part of writing. Here are some of the ways we get our brains thinking and plan our ideas.



Circle Maps: Circle maps are used to brainstorm a topic. We put the main idea in the middle circle and record ideas and useful vocabulary that we will need around it.

Drawings: Drawing helps us to describe what we want to write about and to think about it in more detail before writing.





















Drama: We often act as characters from our books. This helps us to think about how they might feel and what they might say.



Year 1 teachers say: 'Here are your sound mats to help you find the correct sound in all of your words. Good luck!'

Grow the code grapheme mat Phase 2, 3 and 5

| | | | | | | | | | |
|---|--|--|--|--|--|--|---|---|---|
|  s ss c se ce st sc |  t tt |  p pp |  n nn kn gn |  m mm mb |  d dd |  g gg |  c k ck cc ch |  r rr wr |  h |
|  b bb |  f ff ph |  l ll le al |  j g dge ge |  v vv ve |  w wh |  x |  y |  z zz s se ze |  qu |
|  ch tch ture |  sh ch ti ssi si ci |  th |  ng |  nk |  a |  e ea |  i y |  o a |  u o-e ou |

Year 1 teachers say: 'Here are your sound mats to help you find the correct sound in all of your words. Good luck!'

Grow the code grapheme mat

Phase 2, 3 and 5


| | | | | | | | |
|--|--|---|---|--|--|--|--|
|  ai ay a a-e eigh aigh ey ea |  ee ea e e-e ie y ey |  igh ie i i-e y |  oa o o-e ou oe ow |  oo ue u-e ew ou ui | yoo ue u u-e ew |  oo u* oul |  ar a* al* |
|  or aw au aur oor al a oar ore |  ur er ir or |  ow ou |  oi oy |  ear ere eer |  air are ere ear | zh su si | |

*depending on regional accent

Year 1 teachers say: 'here are the tricky words to help you check and make sure they are spelt correctly.'

Phase 2 to 5 Tricky Words

| Phase 2 | Phase 3 | Phase 4 | Phase 5 |
|------------------------------------|--|---|--|
| I no the to go into | he she we me be you are her was all they my | said have like so do some come little one were there what when out | oh Mrs people their called Mr looked asked could |



'Good luck and dive deep into your writing !

