



Year 5 Writing Guide

<https://www.pobble365.com/>

This site has a new picture every day that can act as a stimulus for writing as well as various different writing activities to have a go at.

<https://radioblogging.net/>

This is a live daily radio broadcast that teaches literacy. It's interactive so that children can write whilst listening to the show. Each day, there are spelling, grammar and vocabulary games, followed by creative writing and the opportunity to respond to a guest author's reading. Each show features either a poet or author of the day.

Writing Activities

<https://www.talk4writing.com/home-school-units/>

This website has lots of writing booklets with a range of interesting activities to complete. There is a lot of structure and prompts in the booklets and they have engaging topics.

<https://www.bbc.co.uk/bitesize/tags/zhgppg8/year-5-and-p6-lessons>

The BBC bitesize website has daily lessons for all different subjects. This is the link to the English lessons. There is a lot of helpful information to read through, then videos and different activities to try. You could start doing the daily lessons, or look back over some of the previous lessons and choose one you find interesting.



Planning Checklist

Year 5 teachers say:

- Have you noted down your ideas? This can be a basic plan or a story map/comic strip/storyboard.
- Have you considered the different sections/paragraphs?
- Have you included key words or phrases?
- Do you have enough information?
- Will you be able to expand upon your ideas?
- Do you feel confident to write from this plan?

If you think you have enough information in your plan to expand your ideas and confidently complete your writing, then get started! If you don't, then try gather some more ideas and information, do some more research, or even take a short break, and then add to your plan again.



Writing Checklist

Year 5 teachers say:

- Follow your plan
- Expand upon the ideas in your plan and include more detail
- Clearly structure your writing with paragraphs
- Accurately use capital letters for the start of sentence and proper nouns (names and places)
- Accurately use full stops or other necessary punctuation to show the end of a sentence
- Try to include commas to clarify meaning and to separate clauses (such as after fronted adverbials or subordinate clauses)
- Use the punctuation pyramid to support with punctuation
- Try to use a range of vocabulary from the spelling pages



Editing Checklist


Year 5 teachers say:

- Read your writing aloud to yourself - does it make sense?
- Ask an adult to read your work to you so you can hear what it sounds like. Are there any words or punctuation missing? If so, add them in.
- Look back over your plan - did you include everything?
- Can you add any more detail in particular places?
- Can you add in additional vocabulary to develop your ideas?
- Can you change any vocabulary to make your writing more interesting?
- Use the spelling mats to check over your core spellings.
- Check for accurate use of capital letters, full stops and commas.
- Are you missing any other punctuation like question marks, exclamation marks and inverted commas?
- Can you include any more punctuation to improve your writing even further, for example, using brackets dashes to show parenthesis (extra information) or including a semi-colon.

Once you have completed the editing process, you could publish your writing. You could write or type your final version, adding colour and drawings and focussing on your handwriting.



Comic Strip Plan




Year 5 teachers say:


- This will be useful for some writing tasks, but not all of them. It is great for planning a story.
- We sometimes use this method of planning so you should feel confident to do this.
- Draw a comic strip or some images related to your writing task.
- Talk through the drawings with someone at home so you become confident in what is happening and what you will be writing about.
- Use your drawings and comic strip plan to create your tree map.
- You can find lots of blank comic strip templates online or draw your own.







Punctuation Pyramid



Year 5 teachers say:

- Try to include a range of punctuation in each piece of writing you do.
- Once you have completed your writing, read back over it and try to edit to make it even better.

Key Questions:

- Is your punctuation accurate?
- Can you add in any more punctuation?



Core Spellings

the
a
do
to
today
of
said
says
your
they
be
he
me
she
we
no

come
some
one
once
ask
friend
school
put
are
were
was
is
his
has
I
you

go
so
by
my
here
there
where
love
push
pull
full
house
our
door
poor
find

mind
floor
because
kind
behind
whole
any
child
wild
most
both
children
climb
only
old
many

clothes
cold
gold
hold
told
every
great
break
steak
busy
people
pretty
beautiful
after
fast
last

past
father
class
water
again
grass
pass
plant
path
bath
hour
move
prove
half
money
improve

sugar
could
would
sure
eye
should
who
Mr
Mrs
parents
Christmas
everybody
even

Year 5 teachers say:

- These words should all be spelt correctly in your writing.
- Once you have finished your writing, use this spelling mat to check these core words.



Year 3 and 4 Statutory Spellings

accident	caught	eighth	heard	minute	possible	strange
accidentally	centre	enough	heart	natural	potatoes	strength
actual	century	exercise	height	naughty	pressure	suppose
actually	certain	experience	history	notice	probably	surprise
address	circle	experiment	imagine	occasion	promise	therefore
answer	complete	extreme	increase	occasionally	purpose	though
appear	consider	famous	important	often	quarter	although
arrive	continue	favourite	interest	opposite	question	thought
believe	decide	February	island	ordinary	recent	through
bicycle	describe	forward	knowledge	particular	regular	various
breath	different	forwards	learn	peculiar	reign	weight
breathe	difficult	fruit	length	perhaps	remember	woman
build	disappear	grammar	library	popular	sentence	women
busy	early	group	material	position	separate	
business	earth	guard	medicine	possess	special	
calendar	eight	guide	mention	possession	straight	

Year 5 teachers say:

- Try to include words from this spelling mat in your writing.
- You should be trying to spell words from this list correctly in your writing.
- Once you have planned your writing, you could look through this spelling list and choose 5 - 10 words that would be appropriate to include.
- When you are editing your writing, use this spelling list to check your work.



Year 5 and 6 Statutory Spellings

accommodate	category	determined	forty	marvellous	programme	soldier
accompany	cemetery	develop	frequently	mischievous	pronunciation	stomach
according	committee	dictionary	government	muscle	queue	sufficient
achieve	communicate	disastrous	guarantee	necessary	recognise	suggest
aggressive	community	embarrass	harass	neighbour	recommend	symbol
amateur	competition	environment	hindrance	nuisance	relevant	system
ancient	conscience	equipment	identity	occupy	restaurant	temperature
apparent	conscious	equipped	immediate	occur	rhyme	thorough
appreciate	controversy	especially	immediately	opportunity	rhythm	twelfth
attached	convenience	exaggerate	individual	parliament	sacrifice	variety
available	correspond	excellent	interfere	persuade	secretary	vegetable
average	criticise	existence	interrupt	physical	shoulder	vehicle
awkward	curiosity	explanation	language	prejudice	signature	yacht
bargain	definite	familiar	leisure	privilege	sincere	
bruise	desperate	foreign	lightning	profession	sincerely	

Year 5 teachers say:

- Try to include words from this spelling mat in your writing.
- Once you have planned your writing, you could look through this spelling list and choose 3 - 5 words that would be appropriate to include.
- When you are editing your writing, see if you can improve some of your vocabulary by using some of the words from this list.

