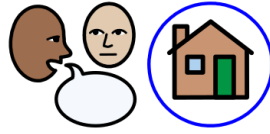


10 Ways to support your child's Oracy skills at home

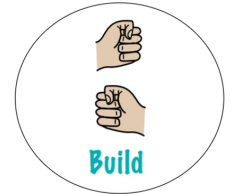


Listen to and discuss different types of Oracy -

Podcasts, poetry, news reports, speeches, radio shows, story telling.



Talk to your child about their day -
What was the best part of your day?



Play a game and discuss the rules -

This can be as simple as playing a board game and asking your child to explain the rules.

Ask questions to develop answers-

Ask your children 'why?' to encourage them to develop their sentences and thought process.

Encourage descriptive language -

Ask your children to describe the things that they can see or hear when you are out and about.

Interview someone -

Encourage your child to interview a family member, friend or neighbour. Come up with the questions together and then discuss what they learn.

Discuss a news article -


Read a news article or watch Newsround and discuss together. Ask, 'What did you learn about this news article?' 'How did the people feel?'

Learn new vocabulary -

Discuss the meaning of new vocabulary. Encourage your child to use new vocabulary in their writing or conversation.



Read a book together and discuss -
Model how to read aloud.



Discuss the events and characters together.

Use our Food for Talk from the Echelford Echo or your own Springboard for Talk to generate a discussion -

Which one does not belong?

If I ruled the World.....



Always, Sometimes, Never.....

Would you rather.....?